DS-44000VH/26-200 VIBRATION TEST SYSTEM

Shaker Specifications DS-44000VH/26			
Sine (Pk)	20,000 kgf(44,000 lbf)	Body Suspension Natural Frequency (Thrust Axis)	2.5 Hz
Random (RMS)	20,000 kgf(44,000 lbf)		
Shock (Pk)	40,000 kgf(88,000 lbf)	Armature Effective Nominal Weight	150kg(330 lbs)
Usable Frequency	5 to 2,200 Hz		
Maximum Displacement(p-p)	51mm (2")	Load Attachment Points (Standard)	25 stainless steel M12 Inserts (UNC option)
Maximum Velocity	200 cm/s (78. 7in/s)	Stray Flux Density @6 inch (152 mm) above table	< 1 mT (10 gauss)
Maximum Acceleration	100 g		
Fundamental Resonance Frequency (Bare table)	1,700 Hz (nom.) ± 5%	Overall Dimensions	2100mmL×1430mmD×1520mmH (82.7" L×56.3" D×59.8" H)
		Weight ofShaker(Uncrated)	11,000 kg(24,2000 lbs)
Vertical Load Support	1800 kg (3,960 lbs)	Cross Axial Stiffness	25,000 N/mm
Table Diameter	650 mm (25.6")	Axial Stiffness	120 N/mm

Power Amplifier Specifications SA-200		Water Cooling Unit CU-2	
Rated Output Capacity	200 kvA	Internal Cooing Circle (Water Flow)	80 L/min
Signal to Noise Ratio	Greater than 65 dB	Internal Cooing Circle (Water Pressure)	1 Mpa
Amplifier Efficiency	Greater than 90%	External Cooing Circle (Water Flow)	160 L/min
Interlock Protection(to prevent the output devices from working outside their specified limits)	• Water Cooling Unit • Field Water Temp • Shaker Water Temp • Field Coil Power • External Control(1,2) • Horizontal Oil Power • Output Over Current • Output Over Voltage • Control Power • Over-Travel • Cabinet Fault • Door Interlock • Air Flow	External Cooing Circle (Water Pressure)	0.25~0.4 Mpa
		Internal Cooing Circle Water Requirements	Distilled Water,Water Hardness:30 ppm, PH 7~8,Conductivity 1 Us/cm
		Pump power	Internal Circle 8kW/External Circle 4kW

System Environmental Requirement		SYSTEM OPTIONS	
Operating Room Temperature	5 to 40 degree C	• Slip Table Configuration	• Head Expander
Humidity	0 to 90%, non condensing	• V-Groove Caster and Rail System	• Thermal Barrier
Power Supply Requirement	380 VAC, 50 Hz, 3Ph, 280 kVA (All kinds of Power supply are optional)	• Remote Control	• Fixture
Compressed Air Requirement	0.6 Mpa (87 psi)	• External Circle Unit	

※The standard cable length between Shaker and Power Amplifier is 10m.
※The standard water pipe length between Shaker and Water Unit is 10m.

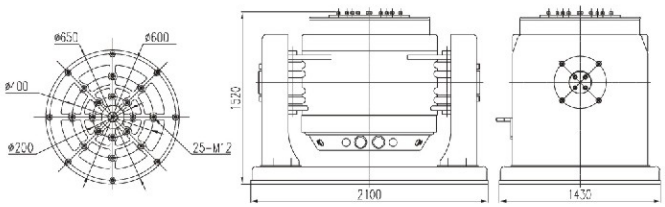

Shaker

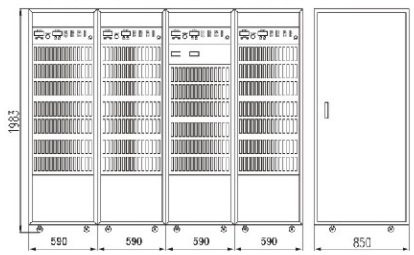

Power Amplifier

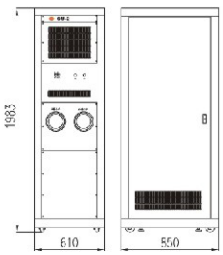

Water Cooling Unit

NOTE: In keeping with our commitment to continuous product improvement, the information herein is subject to change.

DYNAMIC SOLUTIONS, LLC P.O. BOX 7963, NORTHRIDGE, CA 91327 (PH) 818.831.0832, (F) 818.831.0842
WWW.DYNSOLUSA.COM SALES@DYNSOLUSA.COM